
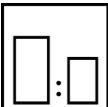








Intended use

Mipa P 20 is a laminating resin that cures quickly with benzoyl peroxide hardener. In combination with glass fabric, glass mat or unwoven fibre glass it is a high performance system to repair easily and quickly larger holes in GRP parts and car body sheets. Mipa P 20 is also available as set (Mipa P 20 Reparatur-Set) which contains the glass fabric, brush and mixing cup. Mipa P 20 and Mipa P 20 Reparatur-Set are designed to repair larger holes in car body sheets. Because of its good adhesion on iron and GRP it can be applied universally. Mipa P 20 is therefore perfectly suitable as joining material for both substrates for example when widening wings or assembling other parts. Tuning or other modifications to vehicles are subject to approval! Also suitable for wooden substrates.

Spreading rate: --

Processing instructions

	Colour	--				
	Mixing ratio					
	Hardener	by weight (lacquer : hardener)	by volume (lacquer : hardener)			
	Mipa Härter P	100 : 1 - 3	--			
	Hardener					
	for complete paintwork	for partial paintwork				
	--	--				
	Pot life	10 - 15 min at 20 °C (if adding 2 % of hardener)				
	Thinner	--				
	Spray viscosity					
	gravity spray gun	Airmix/Airless				
	--	--				
	Application mode					
	Application mode	Hardener	pressure (bar)	nozzle (mm)	spray passes	dilution (%)
	--	--	--	--	--	--
	Flash-off time	--				
	--					
	Dry coat thickness	--				



Drying time
object
temperature

dust dry

set to
touch

ready for
assembly

sandable

recoatable

--

--

--

--

--

--

Note

Storage:

--

VOC Regulation:

EU limit value for this product (category B/b): 250 g/l.
This product contains max. 0 g/l of VOC.

Processing conditions:

From +10 °C and up to 80 % relative air humidity. Ensure an adequate supply and exhaust air ventilation. Polyester-based body filler does not cure anymore at a temperature of below + 10 °C.

Processing instructions:

The substrate must be clean, dry and free from grease. Sand surfaces slightly. Remove not cured old paintwork and priming coats.

Do not apply on thermoplastic or acid products (Reaktionsprimer).

Mix well the body filler material with the hardener. Do not use more than 3 % of Härter P!

Clean and degrease the whole surface to be painted with Mipa Silikonentferner before every operation.

De-rust defective spots to bare metal and dry sand with sanding paper P 80 / 150.

Due to the fast oxidisability of aluminium or zinc substrates it is recommended to laminate directly after sanding to ensure an optimum adhesion.

To achieve a smoother surface it is advisable to rework the surface with Mipa P 90 or Mipa P 99 Multi-Star.

Attention: A processing temperature below the dew point may cause adhesion problems.

Mipa P 20 is completely cured after approx. 60 minutes at an ambient temperature of 20 °C. The curing process can be accelerated through oven drying at 50 °C or infrared lamps.

After drying, use sanding paper P 150 / 240 for dry sanding. Sand the entire surface with dry sand paper P 240 / 360 to a matt finish before applying filler.

Body filler can only be dry sanded.

Do not overcoat without having isolated the surface with Mipa 1K or 2K filler.

Version: en 1224

This technical data sheet is supplied for informational purposes only! According to our information, all data and recommendations correspond to the state of art and are based on years of experience in manufacturing our products. They do not exempt the user from his obligation to verify professionally, on his own responsibility, the suitability of our products to the intended purpose under prevailing conditions. Safety data sheets and warnings on packaging must be observed. We reserve the right to modify and to complete the information content at any time, without prior notice or obligation to update.

MIPA SE · Am Oberen Moos 1 · D-84051 Essenbach · Tel.: +49 8703 92 20 · Fax: +49 8703 92 21 00 · mipa@mipa-paints.com · www.mipa-paints.com